

TRÍMM COPENHAGEN

COCOON STAND



COCOON STAND

Dimensions: w: 100 cm x h: 200 cm

Weight: 60 kg

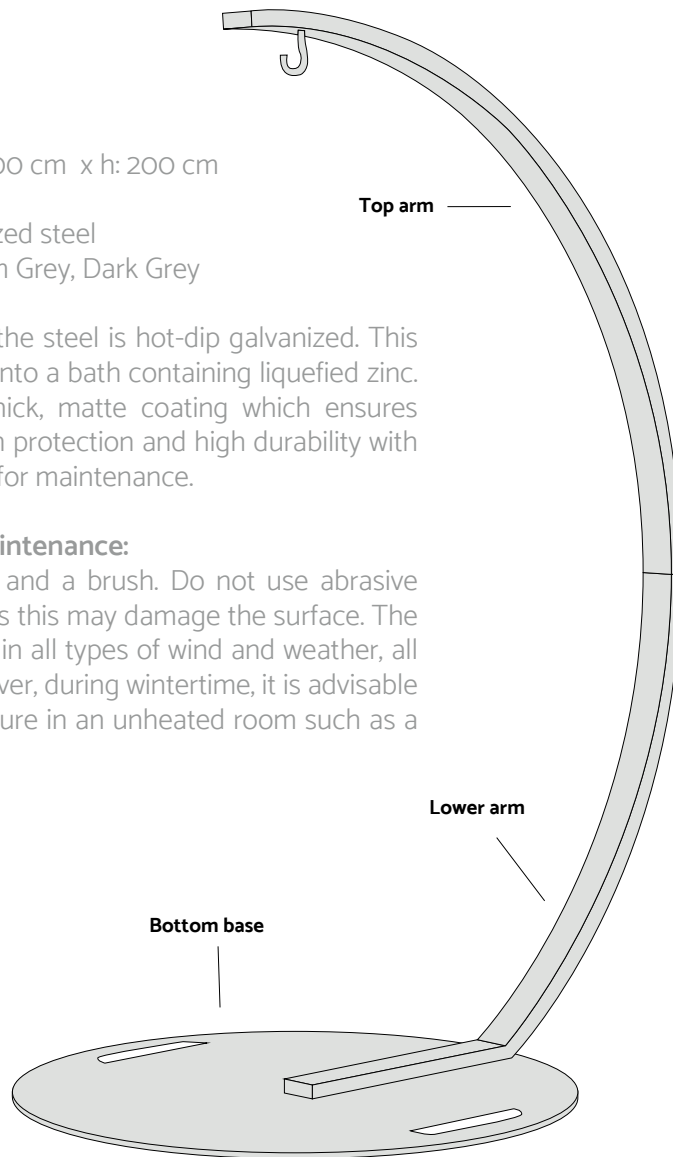
Material: Galvanized steel

Colors: Aluminium Grey, Dark Grey

After fabrication, the steel is hot-dip galvanized. This means dipping it into a bath containing liquefied zinc. This creates a thick, matte coating which ensures superior corrosion protection and high durability with a minimum need for maintenance.

Cleaning and maintenance:

Use soapy water and a brush. Do not use abrasive cleaning agents as this may damage the surface. The product is usable in all types of wind and weather, all year round. However, during wintertime, it is advisable to store the furniture in an unheated room such as a garage or cellar.

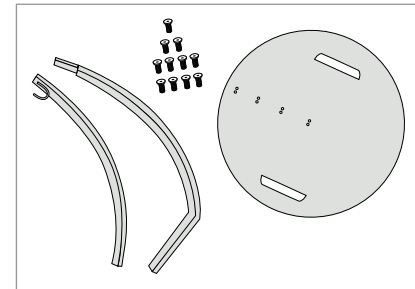


ASSEMBLY INSTRUCTIONS

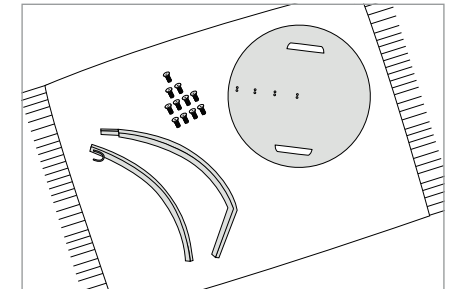
Content: 1 x Top arms, 1 x Lower arms, 1 x Bottom base, 11 x Screws

Tools: Allen key

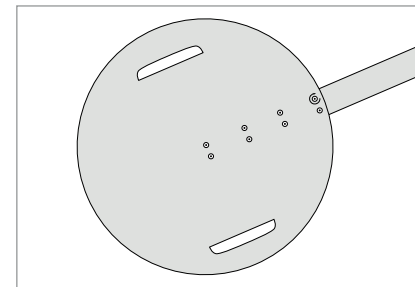
You need two people to assemble the stand.



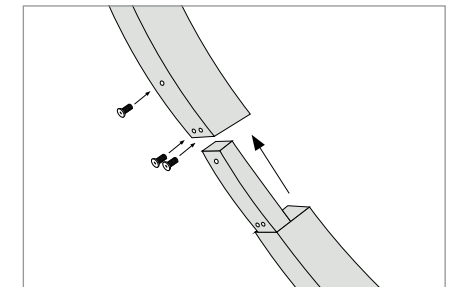
Step 1. Lay out all the parts for stand.



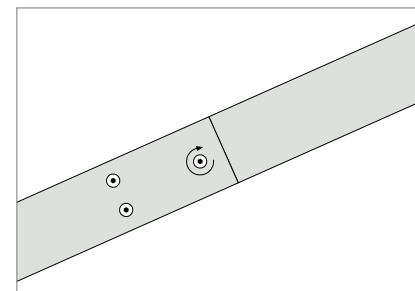
Step 2. Assemble outside or on a blanket to protect your floor.



Step 3. Tip the bottom vertically and attach the lower arm with eight screws. Start with the outer screws.



Step 4. Attach the top arm to the lower arm using the last three screws.



Step 5. Tighten and adjust all the screws one by one.



Step 6. Your new Cocoon Stand is ready for use.

